




HEALTH CENTRE

JINDAL POWER LIMITED - TAMNAR

B.M.W. DATA (YEAR 2023)

S.NO.	MONTH	YELLOW (KG)	RED (KG)	WHITE (KG)	BLUE (KG)	TOTAL
1	Jan. 2023	2.920	0.410	0.270	0.290	3.890
2	Feb. 2023	2.670	0.270	0.280	0.280	3.500
3	Mar. 2023	2.870	0.310	0.270	0.300	3.750
4	Apr. 2023	2.770	0.270	0.370	0.310	3.720
5	May. 2023	2.990	0.300	0.270	0.300	3.860
6	Jun. 2023	2.710	0.300	0.270	0.300	3.580
7	Jul. 2023	3.620	0.810	0.780	0.880	6.090
8	Aug. 2023	2.870	0.560	0.500	0.680	4.610
9	Sep. 2023	2.920	0.780	0.760	0.820	5.280
10	Oct. 2023					0.000
11	Nov. 2023					0.000
12	Dec. 2023					0.000
Total		26.340	4.010	3.770	4.160	38.280


Prepared By


HOD



OPJHRC SAVITRI NAGAR

C/O JINDAL POWER LIMITED - TAMNAR

B.M.W. DATA (YEAR 2023)

S.NO.	MONTH	YELLOW (KG)	RED (KG)	WHITE (KG)	BLUE (KG)	TOTAL
1	Jan. 2023	9.940	37.081	1.644	20.568	69.233
2	Feb. 2023	8.050	15.818	0.579	17.321	41.768
3	Mar. 2023	12.073	38.304	1.875	24.229	76.481
4	Apr. 2023	20.721	53.817	0.716	50.781	126.035
5	May. 2023	12.557	27.569	1.932	21.187	63.245
6	Jun. 2023	17.484	40.560	1.401	24.522	83.967
7	Jul. 2023	22.536	32.855	0.536	75.806	131.733
8	Aug. 2023	30.673	91.943	1.962	61.285	185.863
9	Sep. 2023	33.101	59.079	1.046	65.010	158.236
10	Oct. 2023					0.000
11	Nov. 2023					0.000
12	Dec. 2023					0.000
Total		167.135	397.026	11.691	360.709	936.561


Prepared By


HOD

